



White Whale

REFRIGERATION  
COLLECTION

2 0 2 4



Electronics Industry Co.

Add: Zone No.1, Industrial Area A3/A3', 10th of Ramadan City, Egypt

Tel: 055-4333350/1/2/3/4

Hot Line: 19118

Email: [whitewhale@whitewhale.eg.com](mailto:whitewhale@whitewhale.eg.com)

Website: <http://www.whitewhale.com.eg>



THE WAY TO GO FOR HOME APPLIANCES

White Whale®





White Whale 

THE BEST FUTURE FOR HOME



ONE-STOP SHOPPING EXPERIENCE PROVIDER



White Whale® 

HIGH QUALITY APPLIANCES MANUFACTURER

# OUR STRENGTH



**1200+**  
Company staff



**600K UNITS**  
Production Capacity



**4 PRODUCTION**  
Plants



**700+**  
Production Staff

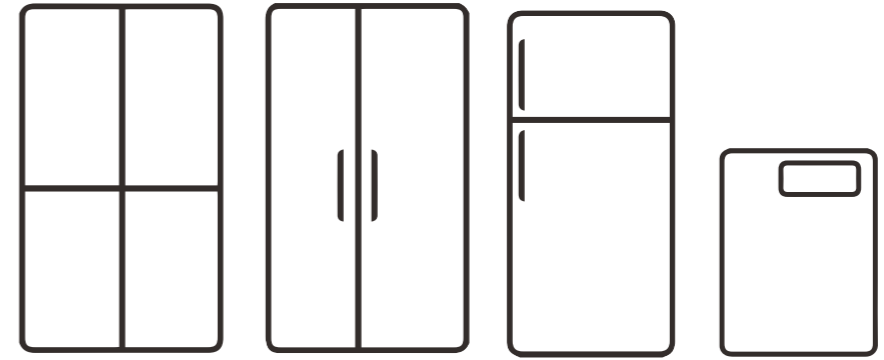


**40+**  
Engineers



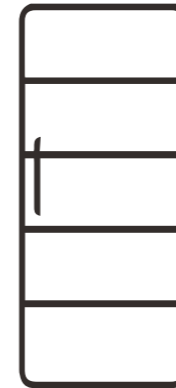
**50+**  
Logistics staff

# INDEX




---

REFRIGERATOR · 14-38



---

UPRIGHT FREEZER 42-52



---

CHEST FREEZER 56-67

# REFRIGERATOR



# WR-9399AB Inv

White Whale 

**A**  
class



Inox



Black Inox



## TECHNICAL DATA

Total Net Capacity  
540L  
Net Fridge Capacity  
355L  
Net Freezer Capacity  
185L  
Product Dimensions  
W91\*D69\*H190cm  
Loading/40HQ  
36 units

## STANDARD CONFIGURATION

Total no frost cooling technology  
External User Interface  
Interior LED lighting  
2 slide crisper drawers  
Metal cooling  
Super freeze / Holiday function  
Fresh & Frozen convertible zone  
Door open alarm  
Inverter compressor

## OPTIONAL FEATURES

0°C fresh room with glass cover  
Twist ice maker  
Dedicated silkscreen  
Silver trim  
Wine rack

# WR-G9399AB Inv

White Whale 

**A**  
class



Black Glass



## TECHNICAL DATA

Total Net Capacity  
540L  
Net Fridge Capacity  
355L  
Net Freezer Capacity  
185L  
Product Dimensions  
W91\*D69\*H190cm  
Loading/40HQ  
36 units

## STANDARD CONFIGURATION

Total no frost cooling technology  
External User Interface  
Interior LED lighting  
2 slide crisper drawers  
Metal cooling  
Super freeze / Holiday function  
Fresh & Frozen convertible zone  
Door open alarm  
Inverter compressor

## OPTIONAL FEATURES

0°C fresh room with glass cover  
Twist ice maker  
Dedicated silkscreen  
Silver trim  
Wine rack

# WR-G8399AB Inv



Black Glass

## TECHNICAL DATA

Total Net Capacity  
450L  
Net Fridge Capacity  
300L  
Net Freezer Capacity  
150L  
Product Dimensions  
W79\*D74\*H180cm  
Loading/40HQ  
54 units

## STANDARD CONFIGURATION

Total no frost cooling technology  
External User Interface  
Interior LED lighting  
2 slide crisper drawers  
Super freeze / Holiday function  
Inverter compressor  
Door open alarm

## OPTIONAL FEATURES

Convertible drawer (-3-5°C)  
Twist ice maker  
Metal cooling  
Silver trim  
Wine rack

# WR-7399AB Inv



Inox



Black Inox

## TECHNICAL DATA

Total Net Capacity  
435L  
Net Fridge Capacity  
280L  
Net Freezer Capacity  
155L  
Product Dimensions  
W79\*D70\*H180cm  
Loading/40HQ  
56 units

## STANDARD CONFIGURATION

Total no frost cooling technology  
Water dispenser  
Interior LED lighting  
External User Interface  
Door open alarm  
2 slide crisper drawers  
Super freeze / Holiday function  
Inverter compressor

## OPTIONAL FEATURES

External handle  
Twist ice maker  
Metal cooling  
Silver trim  
Wine rack

**A**  
class



Inox



Black Inox



Black Glass



## TECHNICAL DATA

Total Net Capacity  
415L

Net Fridge Capacity  
260L

Net Freezer Capacity  
155L

Product Dimensions  
W79\*D63\*H180cm

Loading/40HQ  
57 units

## STANDARD CONFIGURATION

Total no frost cooling technology

External User Interface

Interior LED lighting

1 slide crisper drawer

Super freeze / Holiday function

Inverter compressor

Door open alarm

## OPTIONAL FEATURES

External handle

Twist ice maker

Water dispenser

Silver trim

Wine rack



# WR-9320AB Inv



A class

- Inox
- Black Inox
- Black Glass



## TECHNICAL DATA

Total Net Capacity  
610L

Net Fridge Capacity  
385L

Net Freezer Capacity  
225L

Product Dimensions  
W91\*D73\*H177cm

Loading/40HQ  
48 units

## STANDARD CONFIGURATION

Total no frost cooling technology

External user interface

Interior LED lighting

2 slide crisper drawers

2 slide freezer drawers

Super freeze / Holiday function

Child lock function

Door open alarm

Inverter compressor

## OPTIONAL FEATURES

Water dispenser

Ice & Water dispenser

Metal cooling

External handle

Extra crisper and freezer drawers

Twist ice maker

Convertible zone

Silver trim

Wine rack

# WR-8320ABX Inv



A class

- Inox
- Black Inox



## TECHNICAL DATA

Total Net Capacity  
520L

Net Fridge Capacity  
340L

Net Freezer Capacity  
180L

Product Dimensions  
W91\*D67\*H177cm

Loading/40HQ  
48 units

## STANDARD CONFIGURATION

Total no frost cooling technology

Ice & Water dispenser

Interior LED lighting

1 slide crisper drawer

1 slide freezer drawer

Super freeze / Holiday function

Child lock function

Door open alarm

Inverter compressor

## OPTIONAL FEATURES

Metal cooling

External handle

Extra crisper and freezer drawers

Silver trim

Wine rack

# WR-6395 HBX



A  
class



Inox



Black Inox



## TECHNICAL DATA

Total Net Capacity  
640L  
Net Fridge Capacity  
495L  
Net Freezer Capacity  
145L  
Product Dimensions  
W83\*D75\*H187cm  
Loading/40HQ  
39 units

## STANDARD CONFIGURATION

Total no frost cooling technology  
External User Interface  
Interior LED lighting  
Full -width chiller zone  
Inverter compressor  
2 crisper drawer with humidity control

## OPTIONAL FEATURES

External handle  
Twist ice maker  
Wine rack  
Silver trim

# WR-5395 HBX



A  
class



Inox



Black Inox



## TECHNICAL DATA

Total Net Capacity  
540L  
Net Fridge Capacity  
415L  
Net Freezer Capacity  
125L  
Product Dimensions  
W80\*D72\*H184cm  
Loading/40HQ  
56 units

## STANDARD CONFIGURATION

Total no frost cooling technology  
External User Interface  
Water dispenser  
Interior LED lighting  
1 slide crisper drawer  
Inverter compressor

## OPTIONAL FEATURES

External handle  
Twist ice maker  
Fresh zone with easy slide food pan  
Silver trim  
Wine rack

# WR-5395 HSSX



A class



Inox



Black Inox



## TECHNICAL DATA

Total Net Capacity  
540L  
Net Fridge Capacity  
415L  
Net Freezer Capacity  
125L  
Product Dimensions  
W80\*D72\*H184cm  
Loading/40HQ  
56 units

## STANDARD CONFIGURATION

Total no frost cooling technology  
External User Interface  
Water dispenser  
Interior LED lighting  
1 side crisper drawer  
Inverter compressor

External handle  
Twist ice maker  
Fresh zone with easy slide food pan  
Silver trim  
Wine rack

# WR-G5395 HBV



A class



Black Glass



## TECHNICAL DATA

Total Net Capacity  
542L  
Net Fridge Capacity  
417L  
Net Freezer Capacity  
125L  
Product Dimensions  
W80\*D72\*H184cm  
Loading/40HQ  
56 units

## STANDARD CONFIGURATION

Total no frost cooling technology  
External User Interface  
Interior LED lighting  
1 crisper drawer with humidity control  
Inverter compressor  
Tempered glass shelves

## OPTIONAL FEATURES

Twist ice maker  
Fresh zone with easy slide food pan  
Wine rack  
Silver trim

# WR-4385 HSS



A class

Inox

Black Inox



## TECHNICAL DATA

Total Net Capacity  
430L  
Net Fridge Capacity  
335L  
Net Freezer Capacity  
95L  
Product Dimensions  
W71\*D69\*H178cm  
Loading/40HQ  
66 units

## STANDARD CONFIGURATION

Total no frost cooling technology  
External User Interface  
Interior LED lighting  
1 crisper drawer with humidity control  
Full width door balconies  
Tempered glass shelves

## OPTIONAL FEATURES

External handle  
Twist ice maker  
Fresh zone with easy slide food pan  
Silver trim  
Wine rack

# WR-4385 HSSX



A class

Inox

Black Inox



## TECHNICAL DATA

Total Net Capacity  
428L  
Net Fridge Capacity  
333L  
Net Freezer Capacity  
95L  
Product Dimensions  
W71\*D69\*H178cm  
Loading/40HQ  
66 units

## STANDARD CONFIGURATION

Total no frost cooling technology  
External User Interface  
Water dispenser  
Interior LED lighting  
1 slide crisper drawer  
Tempered glass shelves

## OPTIONAL FEATURES

External handle  
Twist ice maker  
Fresh zone with easy slide food pan  
Silver trim  
Wine rack

# WR-4385 HB



# WR-4385 HBX



A class

A class

Inox

Inox

Black Inox

Black Inox



## TECHNICAL DATA

Total Net Capacity  
430L  
Net Fridge Capacity  
335L  
Net Freezer Capacity  
95L  
Product Dimensions  
W71\*D69\*H178cm  
Loading/40HQ  
66 units

## STANDARD CONFIGURATION

Total no frost cooling technology  
External User Interface  
Interior LED lighting  
1 crisper drawer with humidity control  
Full width door balconies  
Tempered glass shelves

## OPTIONAL FEATURES

External handle  
Twist ice maker  
Fresh zone with easy slide food pan  
Silver trim  
Wine rack

## TECHNICAL DATA

Total Net Capacity  
428L  
Net Fridge Capacity  
333L  
Net Freezer Capacity  
95L  
Product Dimensions  
W71\*D69\*H178cm  
Loading/40HQ  
66 units

## STANDARD CONFIGURATION

Total no frost cooling technology  
External User Interface  
Water dispenser  
Interior LED lighting  
1 slide crisper drawer  
Tempered glass shelves

## OPTIONAL FEATURES

External handle  
Twist ice maker  
Fresh zone with easy slide food pan  
Silver trim  
Wine rack

# WR-G4385 HBV



## TECHNICAL DATA

Total Net Capacity  
430L  
Net Fridge Capacity  
335L  
Net Freezer Capacity  
95L  
Product Dimensions  
W71\*D69\*H178cm  
Loading/40HQ  
66 units

## STANDARD CONFIGURATION

Total no frost cooling technology  
External User Interface  
Interior LED lighting  
1 crisper drawer with humidity control  
Full width door balconies  
Tempered glass shelves

## OPTIONAL FEATURES

Fresh zone with easy slide food pan  
Twist ice maker  
Silver trim  
Wine rack

# WR-3375 HSS



## TECHNICAL DATA

Total Net Capacity  
345L  
Net Fridge Capacity  
265L  
Net Freezer Capacity  
80L  
Product Dimensions  
W60\*D67\*H170cm  
Loading/40HQ  
73 units

## STANDARD CONFIGURATION

Total no frost cooling technology  
Electronic temperature control  
Interior LED lighting  
1 slide crisper drawer  
Full width door balconies  
Tempered glass shelves

## OPTIONAL FEATURES

External handle  
Twist ice maker  
Fresh zone with easy slide food pan  
Silver trim  
Wine rack

# WR-3375 HB

White Whale 

**A**  
class



Inox



Black

## TECHNICAL DATA

Total Net Capacity  
345L

Net Fridge Capacity  
265L

Net Freezer Capacity  
80L

Product Dimensions  
W60\*D67\*H170cm

Loading/40HQ  
73 units

## STANDARD CONFIGURATION

Total no frost cooling technology

Electronic temperature control

Interior LED lighting

1 slide crisper drawer

Full width door balconies

Tempered glass shelves

## OPTIONAL FEATURES

External handle

Twist ice maker

Fresh zone with easy slide food pan

Silver trim

Wine rack

# WR-H4KSS



A  
class



Inox



Black



## TECHNICAL DATA

Total Net Capacity  
90L  
Net Fridge Capacity  
90L  
Net Freezer Capacity  
-L  
Product Dimensions  
W48\*D45\*H85cm  
Loading/40HQ  
356 units

## STANDARD CONFIGURATION

Mechanical temperature control  
Stylish interior light  
Tempered glass shelves  
Reversible door  
Adjustable leveling feet

## OPTIONAL FEATURES

Crisper drawer  
Extra tempered glass shelf

# WR-H4KB



A  
class



Inox



Black



## TECHNICAL DATA

Total Net Capacity  
90L  
Net Fridge Capacity  
90L  
Net Freezer Capacity  
-L  
Product Dimensions  
W48\*D45\*H85cm  
Loading/40HQ  
356 units

## STANDARD CONFIGURATION

Mechanical temperature control  
Stylish interior light  
Tempered glass shelves  
Reversible door  
Adjustable leveling feet

## OPTIONAL FEATURES

Crisper drawer  
Extra tempered glass shelf

# WR-4KSS



A  
class



Wooden



Inox



Black



## TECHNICAL DATA

Total Net Capacity  
90L  
Net Fridge Capacity  
83L  
Net Freezer Capacity  
7L  
Product Dimensions  
W47\*D46.5\*H81cm  
Loading/40HQ  
276 units

## STANDARD CONFIGURATION

Inner light lamp  
Tempered Glass shelves  
Three glass shelves  
Three glass door racks with egg rack  
Shelf room drawer  
Door lock for children  
Built in Condenser  
Door handle  
Back Cover

## OPTIONAL FEATURES

Low voltage start up compressor  
Silver strips for glass shelves  
Back cover

# WR-4K Black



A  
class



Wooden



Inox



Black



## TECHNICAL DATA

Total Net Capacity  
90L  
Net Fridge Capacity  
83L  
Net Freezer Capacity  
7L  
Product Dimensions  
W47\*D46.5\*H81cm  
Loading/40HQ  
276 units

## STANDARD CONFIGURATION

Inner light lamp  
Tempered Glass shelves  
Three glass shelves  
Three glass door racks with egg rack  
Shelf room drawer  
Door lock for children  
Built in Condenser  
Door handle  
Back Cover

## OPTIONAL FEATURES

Low voltage start up compressor  
Silver strips for glass shelves  
Back cover

**A**  
class



Wooden



Inox



Black



## TECHNICAL DATA

Total Net Capacity  
90L

Net Fridge Capacity  
83L

Net Freezer Capacity  
7L

Product Dimensions  
W47\*D46.5\*H81cm

Loading/40HQ  
276 units

## STANDARD CONFIGURATION

Inner light lamp  
Tempered Glass shelves  
**Three glass shelves**  
Three glass door racks with egg rack  
**Shelf room drawer**  
Door lock for children  
**Built in Condenser**  
Door handle  
Back Cover

## OPTIONAL FEATURES

Low voltage start up compressor  
Silver strips for glass shelves  
Back cover

## UPRIGHT FREEZER



# WF-3069HSS



A class



Inox



Black Inox



# WF-3069HB



A class



Inox



Black Inox



## TECHNICAL DATA

Total Net Capacity  
274L  
Net Fridge Capacity  
-L  
Net Freezer Capacity  
274L  
Product Dimensions  
W60\*D65\*H185cm  
Loading/40HQ  
72 units

## STANDARD CONFIGURATION

Total no frost cooling system  
External user interface  
Interior LED lighting  
Super freezing function  
ECO function  
External handle  
Reversible door  
Door open alarm  
Inverter compressor

## OPTIONAL FEATURES

5 Drawers and 2 flaps  
Silver trim  
Twist ice maker  
Easy open handle

## TECHNICAL DATA

Total Net Capacity  
274L  
Net Fridge Capacity  
-L  
Net Freezer Capacity  
274L  
Product Dimensions  
W60\*D65\*H185cm  
Loading/40HQ  
72 units

## STANDARD CONFIGURATION

Total no frost cooling system  
External user interface  
Interior LED lighting  
Super freezing function  
ECO function  
External handle  
Reversible door  
Door open alarm  
Inverter compressor

## OPTIONAL FEATURES

5 Drawers and 2 flaps  
Silver trim  
Twist ice maker  
Easy open handle

# WF-3070SS



Inox



Black

## TECHNICAL DATA

Total Net Capacity  
306L  
Net Fridge Capacity  
-L  
Net Freezer Capacity  
306L  
Product Dimensions  
W59.5\*D64\*H183.7cm

## STANDARD CONFIGURATION

Total no frost  
Electronic temperature control  
External LED display  
Powerful interior LED light  
Reversable door  
Way to open handle

## OPTIONAL FEATURES

Inverter compressor  
Low voltage startup compressor  
Easy to open handle  
Stainless steel door  
Tempered glass shelves  
Pizza box

# WF-3070BK



Inox



Black

## TECHNICAL DATA

Total Net Capacity  
306L  
Net Fridge Capacity  
-L  
Net Freezer Capacity  
306L  
Product Dimensions  
W59.5\*D64\*H183.7cm

## STANDARD CONFIGURATION

Total no frost  
Electronic temperature control  
External LED display  
Powerful interior LED light  
Reversable door  
Way to open handle

## OPTIONAL FEATURES

Inverter compressor  
Low voltage startup compressor  
Easy to open handle  
Stainless steel door  
Tempered glass shelves  
Pizza box

# WF-3060SS



Inox



Black

## TECHNICAL DATA

Total Net Capacity  
226L  
Net Fridge Capacity  
-L  
Net Freezer Capacity  
226L  
Product Dimensions  
W59.5\*D64\*H166.5cm

## STANDARD CONFIGURATION

Total no frost  
Electronic temperature control  
External LED display  
Powerful interior LED light  
Reversable door  
Way to open handle

## OPTIONAL FEATURES

Inverter compressor  
Low voltage startup compressor  
Easy to open handle  
Stainless steel door  
Tempered glass shelves  
Pizza box

# WF-3060BK



Inox



Black

## TECHNICAL DATA

Total Net Capacity  
226L  
Net Fridge Capacity  
-L  
Net Freezer Capacity  
226L  
Product Dimensions  
W59.5\*D64\*H166.5cm

## STANDARD CONFIGURATION

Total no frost  
Electronic temperature control  
External LED display  
Powerful interior LED light  
Reversable door  
Way to open handle

## OPTIONAL FEATURES

Inverter compressor  
Low voltage startup compressor  
Easy to open handle  
Stainless steel door  
Tempered glass shelves  
Pizza box

# WF-3050SS



Inox



Black

## TECHNICAL DATA

Total Net Capacity  
186L  
Net Fridge Capacity  
-L  
Net Freezer Capacity  
186L  
Product Dimensions  
W59.5\*D64\*H145cm

## STANDARD CONFIGURATION

Total no frost  
Electronic temperature control  
External LED display  
Powerful interior LED light  
Reversable door  
Way to open handle

## OPTIONAL FEATURES

Inverter compressor  
Low voltage startup compressor  
Easy to open handle  
Stainless steel door  
Tempered glass shelves  
Pizza box

# WF-3050BK



Inox



Black

## TECHNICAL DATA

Total Net Capacity  
186L  
Net Fridge Capacity  
-L  
Net Freezer Capacity  
186L  
Product Dimensions  
W59.5\*D64\*H145cm

## STANDARD CONFIGURATION

Total no frost  
Electronic temperature control  
External LED display  
Powerful interior LED light  
Reversable door  
Way to open handle

## OPTIONAL FEATURES

Inverter compressor  
Low voltage startup compressor  
Easy to open handle  
Stainless steel door  
Tempered glass shelves  
Pizza box

# WF-3068KSS



A class



Inox

## TECHNICAL DATA

Total Net Capacity  
280L  
Net Fridge Capacity  
-L  
Net Freezer Capacity  
280L  
Product Dimensions  
W59.5\*D66.2\*H185.5cm

## STANDARD CONFIGURATION

Total no frost  
Electronic temperature control  
External LED display  
Powerful interior LED light  
Reversable door  
Way to open handle

## OPTIONAL FEATURES

Inverter compressor  
Low voltage startup compressor  
Easy to open handle  
Stainless steel door  
Tempered glass shelves  
Pizza box

# WF-2066KS



A class



Gray VCM

## TECHNICAL DATA

Total Net Capacity  
188L  
Net Fridge Capacity  
-L  
Net Freezer Capacity  
188L  
Product Dimensions  
W55.4\*D57.1\*H168.7cm

## STANDARD CONFIGURATION

Energy saving  
Total no frost  
Super freezing function  
Multi air flow  
Electronic temp control  
Reversable door

## OPTIONAL FEATURES

Inverter compressor  
Low voltage startup compressor  
Easy to open handle  
Stainless steel door  
Tempered glass shelves



## TECHNICAL DATA

Total Net Capacity  
145L

Net Fridge Capacity  
-L

Net Freezer Capacity  
145L

Product Dimensions  
W55.4\*D57.1\*H144cm

## STANDARD CONFIGURATION

Energy saving

Total no frost

Super freezing function

Multi air flow

Electronic temp control

Reversable door

## OPTIONAL FEATURES

Inverter compressor

Low voltage startup compressor

Easy to open handle

Stainless steel door

Tempered glass shelves



# CHEST FREEZER



# WCF-2000H



A  
class



White



Gray



Black



## TECHNICAL DATA

Total Net Capacity  
198L  
Net Fridge Capacity  
-L  
Net Freezer Capacity  
198L  
Product Dimensions  
W91\*D55\*H85cm  
Loading/40HQ  
149 units

## STANDARD CONFIGURATION

Mechanical temperature control  
Stylish interior light  
External handle with lock  
Inner glass door  
Interior lamp  
Wired basket

## OPTIONAL FEATURES

LED lighting  
Sliding glass lid  
Extra plastic basket

# WCF-2510H



A  
class



White



Gray



Black



## TECHNICAL DATA

Total Net Capacity  
246L  
Net Fridge Capacity  
-L  
Net Freezer Capacity  
246L  
Product Dimensions  
W96\*D62\*H85cm  
Loading/40HQ  
125 units

## STANDARD CONFIGURATION

Mechanical temperature control  
Front water disposal device  
Interior LED lighting  
Super freezing function  
Plastic basket  
External handle with lock

## OPTIONAL FEATURES

LED lighting  
Sliding glass lid  
Extra plastic basket

# WCF-2900H



**A**  
class



White



Gray



Black



## TECHNICAL DATA

Total Net Capacity  
**287L**  
Net Fridge Capacity  
-L  
Net Freezer Capacity  
**287L**  
Product Dimensions  
**W109\*D61\*H85cm**  
Loading/40HQ  
108 units

## STANDARD CONFIGURATION

Mechanical temperature control  
Front water disposal device  
Interior LED lighting  
Super freezing function  
Plastic basket  
External handle with lock

## OPTIONAL FEATURES

LED lighting  
Sliding glass lid  
Extra plastic basket

# WCF-300WG



**A**  
class



Silver



White



## TECHNICAL DATA

Total Net Capacity  
**280L**  
Net Fridge Capacity  
-L  
Net Freezer Capacity  
**280L**  
Product Dimensions  
**W113\*D62\*H83.7cm**  
Loading/40HQ  
84 units

## STANDARD CONFIGURATION

Pre-painted steel  
Smart & unique design  
Inner light  
Super freeze option  
Door lock  
Coated steel basket  
Imposed aluminum for inner tank  
Cabinet wheel

## OPTIONAL FEATURES

Low voltage start up compressor  
Sliding glass  
Digital display  
Plastic basket  
Stainless steel inner body

# WCF-300WG



A  
class



Silver



White



## TECHNICAL DATA

Total Net Capacity  
250L  
Net Fridge Capacity  
-L  
Net Freezer Capacity  
250L  
Product Dimensions  
W100\*D62\*H83.7cm  
Loading/40HQ  
99 units

## STANDARD CONFIGURATION

Pre -painted steel  
Smart & unique design  
Inner light  
Super freeze option  
Door lock  
Coated steel basket  
Imposed aluminum for inner tank  
Cabinet wheel

## OPTIONAL FEATURES

Low voltage start up compressor  
Sliding glass  
Digital display  
Plastic basket  
Stainless steel inner body

# WCF-250WG



A  
class



Silver



White



## TECHNICAL DATA

Total Net Capacity  
191L  
Net Fridge Capacity  
-L  
Net Freezer Capacity  
191L  
Product Dimensions  
W85\*D62\*H83.7cm  
Loading/40HQ  
108 units

## STANDARD CONFIGURATION

Pre -painted steel  
Smart & unique design  
Inner light  
Super freeze option  
Door lock  
Coated steel basket  
Imposed aluminum for inner tank  
Cabinet wheel

## OPTIONAL FEATURES

Low voltage start up compressor  
Sliding glass  
Digital display  
Plastic basket  
Stainless steel inner body

# WCF-3350C



A class



Stainless Steel



White

## TECHNICAL DATA

Total Net Capacity  
295L  
Net Fridge Capacity  
-L  
Net Freezer Capacity  
295L  
Product Dimensions  
W110.4\*D67.8\*H83cm  
Loading/40HQ  
102 units

## STANDARD CONFIGURATION

Pre -painted steel  
Smart & unique design  
Inner light  
Super freeze option  
Door lock  
Coated steel basket  
Imposed aluminum for inner tank  
Cabinet wheel

## OPTIONAL FEATURES

Low voltage start up compressor  
Sliding glass  
Digital display  
Plastic basket  
Stainless steel inner body

# WCF-3300C



A class



Stainless Steel



White

## TECHNICAL DATA

Total Net Capacity  
245L  
Net Fridge Capacity  
-L  
Net Freezer Capacity  
245L  
Product Dimensions  
W95.4\*D67.8\*H83cm  
Loading/40HQ  
105 units

## STANDARD CONFIGURATION

Pre -painted steel  
Smart & unique design  
Inner light  
Super freeze option  
Door lock  
Coated steel basket  
Imposed aluminum for inner tank  
Cabinet wheel

## OPTIONAL FEATURES

Low voltage start up compressor  
Sliding glass  
Digital display  
Plastic basket  
Stainless steel inner body

# WCF-2280C



A  
class



- Stainless Steel
- White

## TECHNICAL DATA

Total Net Capacity  
200L  
Net Fridge Capacity  
-L  
Net Freezer Capacity  
200L  
Product Dimensions  
W83.4\*D67.8\*H83cm  
Loading/40HQ  
129 units

## STANDARD CONFIGURATION

Pre -painted steel  
Smart & unique design  
Inner light  
Super freeze option  
Door lock  
Coated steel basket  
Imposed aluminum for inner tank  
Cabinet wheel

## OPTIONAL FEATURES

Low voltage start up compressor  
Sliding glass  
Digital display  
Plastic basket  
Stainless steel inner body

# WCF-2250C



A  
class



- Stainless Steel
- White

## TECHNICAL DATA

Total Net Capacity  
175L  
Net Fridge Capacity  
-L  
Net Freezer Capacity  
175L  
Product Dimensions  
W72\*D67.8\*H83cm  
Loading/40HQ  
153 units

## STANDARD CONFIGURATION

Pre -painted steel  
Smart & unique design  
Inner light  
Super freeze option  
Door lock  
Coated steel basket  
Imposed aluminum for inner tank  
Cabinet wheel

## OPTIONAL FEATURES

Low voltage start up compressor  
Sliding glass  
Digital display  
Plastic basket  
Stainless steel inner body

# WCF-345X



**A**  
class



White



Champion



Gray



Black



## TECHNICAL DATA

Total Net Capacity  
273L  
Net Fridge Capacity  
-L  
Net Freezer Capacity  
273L  
Product Dimensions  
W108\*D66.5\*H83.5cm

## STANDARD CONFIGURATION

Pre -painted steel  
Smart & unique design  
Inner light  
Super freeze option  
Door lock  
Coated steel basket  
Imposed aluminum for inner tank  
Cabinet wheel

## OPTIONAL FEATURES

Low voltage start up compressor  
Sliding glass  
Digital display  
Plastic basket  
Stainless steel inner body

# WCF-245X



**A**  
class



White



Gray



Black



## TECHNICAL DATA

Total Net Capacity  
195L  
Net Fridge Capacity  
-L  
Net Freezer Capacity  
195L  
Product Dimensions  
W83.5\*D66\*H83.5cm

## STANDARD CONFIGURATION

Pre -painted steel  
Smart & unique design  
Inner light  
Super freeze option  
Door lock  
Coated steel basket  
Imposed aluminum for inner tank  
Cabinet wheel

## OPTIONAL FEATURES

Low voltage start up compressor  
Sliding glass  
Digital display  
Plastic basket  
Stainless steel inner body

White Whale®

